Normex NM Couplings

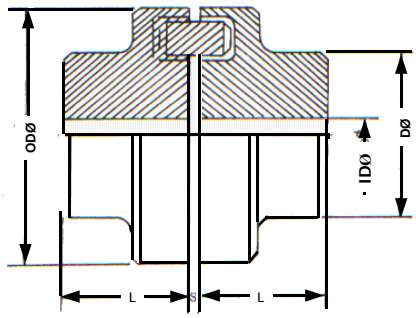

Coupling NM Type	Torque Kg / m		Max Speed	Bore Diameter		Boss Dia (D)	Outside diam. (OD)	Distance Through boss (L)	Approx. weight Kgs.
	Normal	Max	RPM.	Min	Max				
50	1.3	2.3	13,500	7	19	33	50	25	0.48
67	2.2	4	10,000	9	28	46	67	30	1.02
82	5.0	9	8,000	10	32	53	82	40	1.88
97	10.5	19	7,000	12	42	69	97	50	3.54
112	16.7	30	6,000	14	48	79	112	60	5.40
128	26.7	48	5,000	18	55	90	128	70	8.10
148	41.7	75	4,500	22	65	107	148	80	13.50
168	69.5	125	4,000	28	75	126	170	90	19.30
194	11	200	3,500	32	85	140	194	100	26.30
214	167	300	3,000	45	95	157	214	110	35.70

T B Rubber Element Couplings



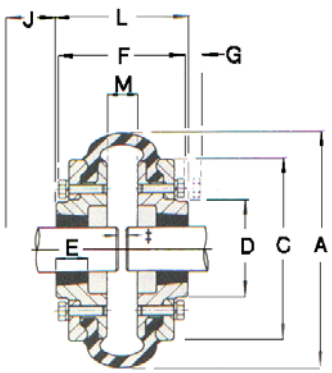

Size	Type	Bush No	Max Bore		A	C	D	E	F	G	J	L	M	Mass kg Tyre	Mass kg Flange
			Metric	Inch											
F70 F70	F H	2012 1610	50 42	2" 1.625"	187	145	78	25	100	10	38	104	24	0.7	3.10
F80 F80	F H	2517 2012	60 50	2.500" 2.000"	211	167	95	32	108	13	41	112	26	1.0	4.8
F90 F90	F H	2517 2517	60 60	2.500" 2.500"	235	189	111	45	120	13	48	124	29	1.1	7.0

Speed RPM	F70	F80	F90
100	2.62	3.93	5.24
200	5.24	7.85	10.50
300	7.85	11.80	15.70
400	10.50	15.70	20.90
500	13.10	19.60	26.20
600	15.70	23.60	31.40
700	18.30	27.50	36.60
720	**18.80**	**28.30**	**37.70**
800	20.90	31.40	41.90
900	23.60	25.30	47.10
960	**25.10**	**37.70**	**50.30**
1000	26.20	39.30	52.40
1200	31.40	47.10	62.80
1400	36.60	55.0	73.30
1440	37.70	56.50	75.40
1600	41.90	62.80	83.80
1800	47.10	70.70	94.20
2000	52.40	78.50	105.50
2200	57.60	86.40	115.0
2400	62.80	94.20	126.0
2600	68.10	102.0	136.0
2800	**73.3**	**110.0**	**147.0**
2880	**75.4**	**113.0**	**151.0**
3000	78.5	118.0	157.0
3600	94.2		